

# DEVASWOM BOARD COLLEGE, THALAYOLAPARAMBU

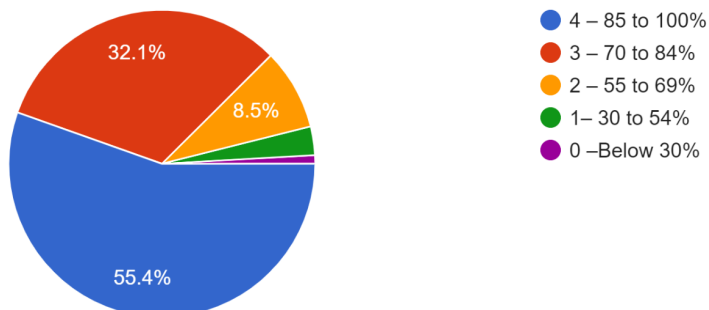
## STUDENT SATISFACTION SURVEY

2020-2021

Student Satisfaction Survey of the institution for the academic year 2020-2021 was carried out to assess the overall performance of the institution in academic and non academic activities. The survey was conducted by circulating Google forms among students. SSS includes questions recommended by NAAC and other relevant aspects of the Institution. Among the students who participated in the survey, 73.6% were females and 26.4% were males and 74.6% were pursuing Bachelor's degrees and the rest were doing their Master's.

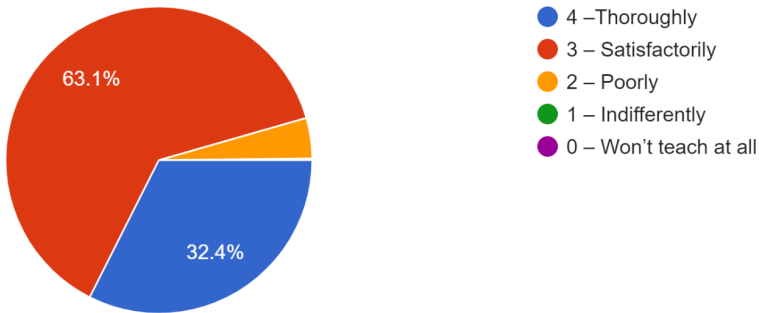
### 1. How much of the syllabus was covered in the class?

Major fraction of students (87.5%) are of the opinion that more than 80% of the syllabus is covered during the course. Only a very minor fraction (<10%) have a difference in opinion



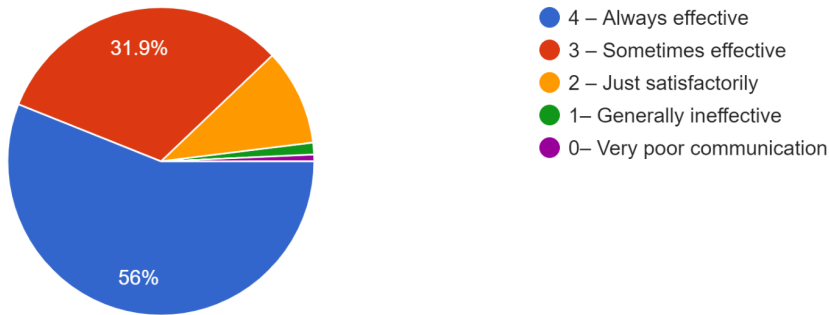
### 2. How well did the teachers prepare for the classes?

The survey clearly indicates that students consider that the teachers prepare well for the classes. A fraction of 32.4% suggests that teachers prepare thoroughly for classes, 63% opinionated that the preparation is satisfactory and the rest feel it poor or unsatisfactory



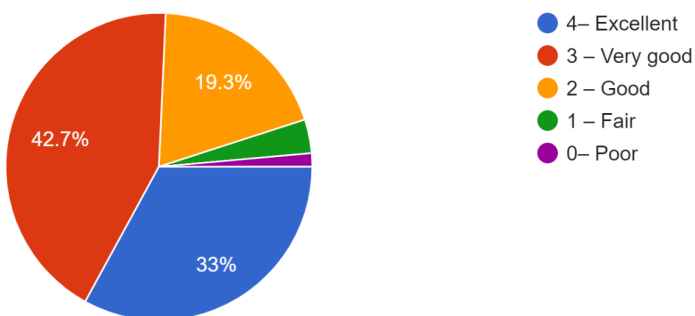
### 3. How well were the teachers able to communicate?

Regarding the communication of the teachers with the students, most of them find it very effective. A small fraction of around 17% find it ineffective



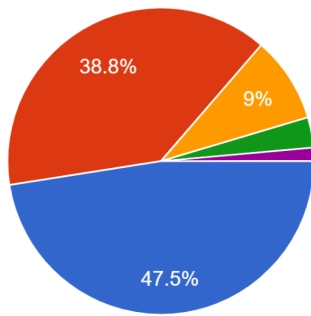
### 4. The teacher's approach to teaching can best be described as

The teaching approach is considered excellent by around 33% of students and very good by 42.7% , which is a huge fraction. Around 19.3% find it good and the rest fair



### 5. Fairness of the internal evaluation process by the teachers

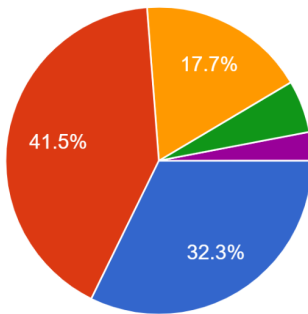
Internal evaluation is an important parameter for assessment of students and the fairness of internal evaluation by teachers is regarded as always fair or usually fair by around 86.5% of students



- 4 – Always fair
- 3 – Usually fair
- 2 – Sometimes unfair
- 1 – Usually unfair
- 0– Unfair

### 6. Was your performance in assignments discussed with you?

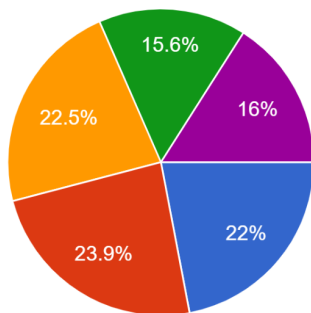
A major fraction of children opinionated that the assignments given are discussed with them. A small fraction are in a view that the discussion is done rarely or occasionally



- 4 – Every time
- 3 – Usually
- 2 – Occasionally/Sometimes
- 1 – Rarely
- 0– Never

### 7. The institute takes an active interest in promoting internships, student exchange, field visit opportunities for students

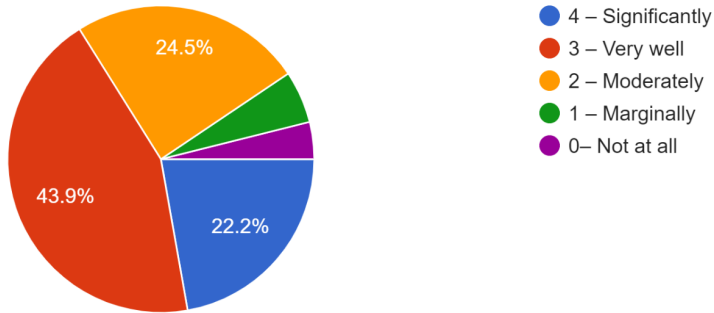
Mixed conclusion was obtained regarding questions on the initiatives taken by the institution towards internship, student exchange, field visit opportunities etc. The survey suggests that more such programs are to be conducted by the institution



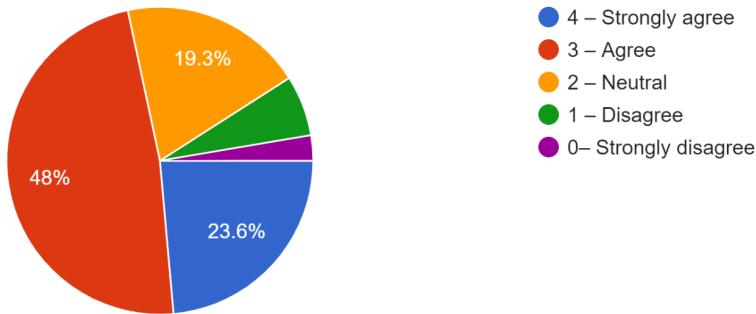
- 4 – Regularly
- 3 – Often
- 2 – Sometimes
- 1 – Rarely
- 0– Never

### 8. The teaching and mentoring process in your institution facilitates you in cognitive, social and emotional growth

Mentoring is carried out in a systematic way in the institution and the students find that the mentoring process helps in their overall development, as indicated by the survey

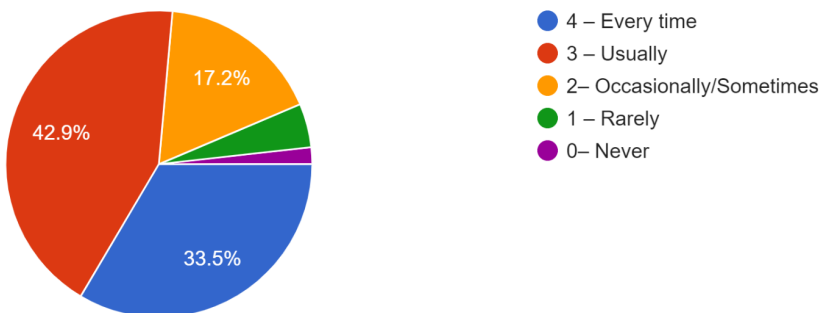


### 9. The institution provides multiple opportunities to learn and grow



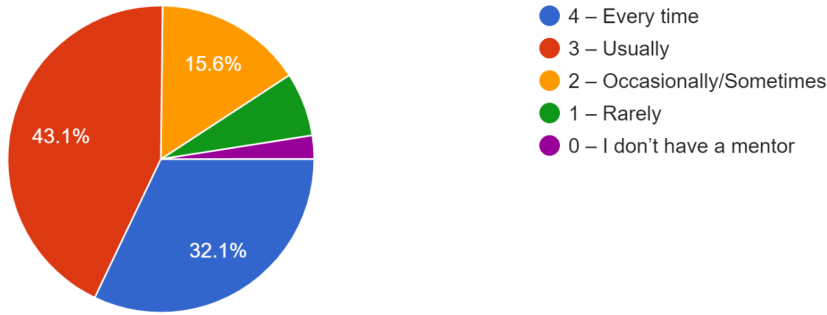
### 10. Teachers inform you about your expected competencies, course outcomes, and program outcomes

Discussions on course outcomes, programs outcomes are effectively done by the faculties



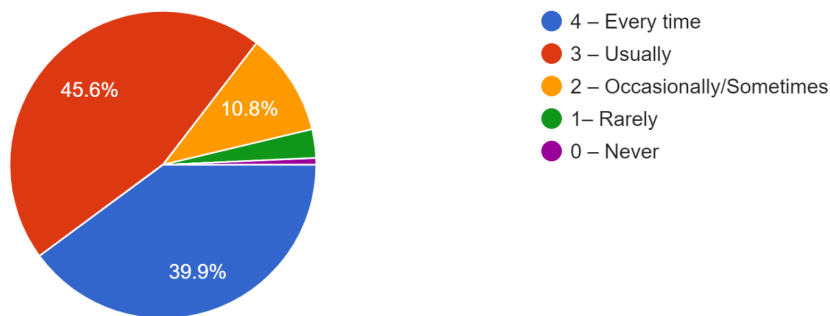
### 11. Your mentor does a necessary follow-up with an assigned task to you

Mentor follows up the task assigned to the students, indicating a healthy mentor-student relationship



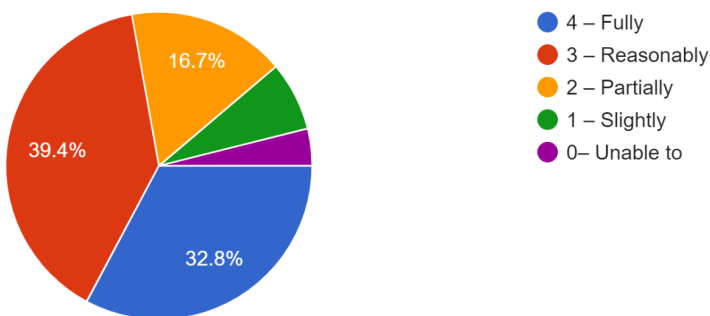
### 12. The teachers illustrate the concepts through examples and applications

The teaching method involves illustration of concepts through examples and applications, as indicated by feedback report



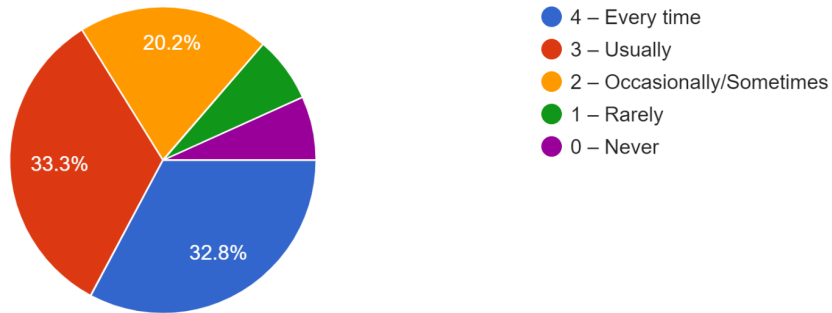
### 13. The teachers identify your strengths and encourage you with providing the right level of challenges

Considerable fraction of students believe that teachers identifies their strength and encourages them to face challenges

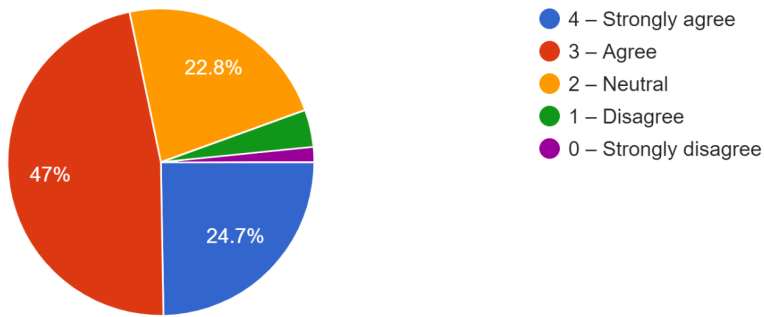


### 14. Teachers are able to identify your weaknesses and help you to overcome them

Only around 66% of students are in the opinion that they help to identify and overcome their weakness

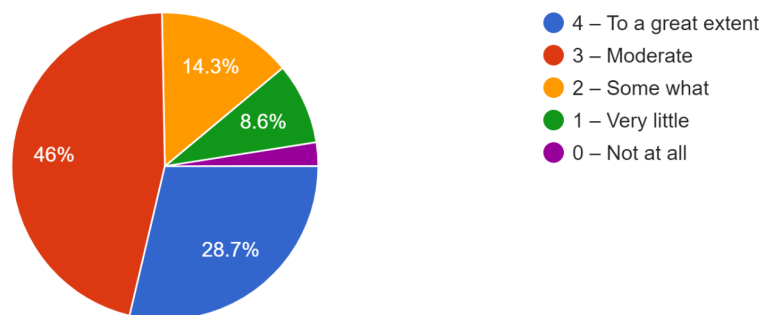


**15. The institution makes effort to engage students in the monitoring, review and continuous quality improvement of the teaching-learning process**



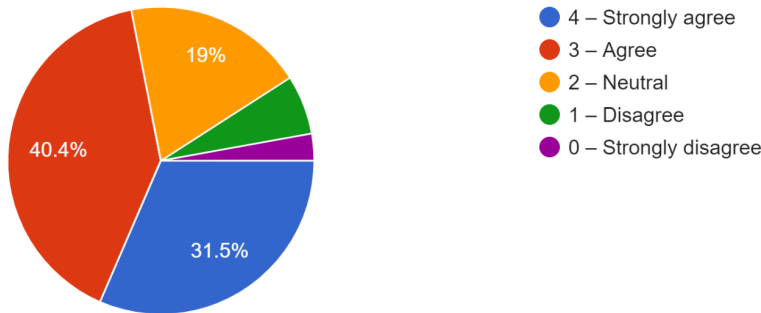
**16. The institute/ teachers use student-centric methods, such as experiential learning, participative learning and problem-solving methodologies for enhancing learning experiences**

The teachers adopt student-centric methods, such as experiential learning, participative learning and problem-solving methodologies for enhancing learning experiences among students. This is supported by the feedback report



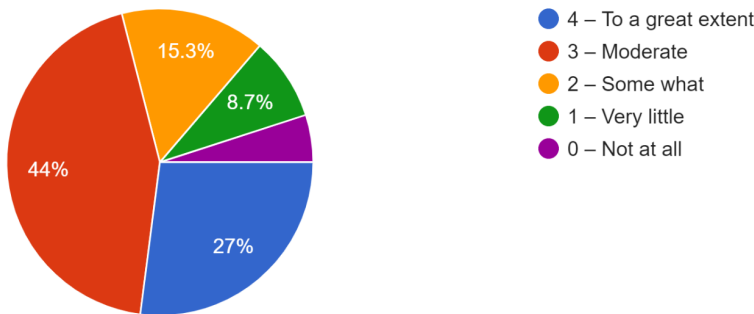
**17. Teachers encourage you to participate in extracurricular activities**

Teachers also promote extracurricular activities in students as a fraction of about 72% of students agreed to it



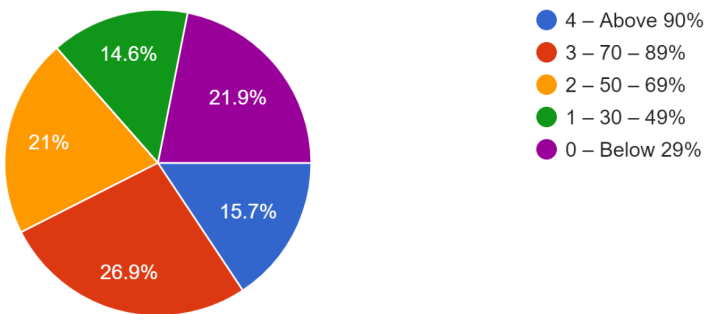
**18. Efforts are made by the institute/ teachers to inculcate soft skills, life skills, and employability skills to make you ready for the world of work**

Only a small fraction of students are of the opinion that teachers help to inculcate soft skills and employability skills to them to a great extent. The other fraction either find it moderate or very little. Hence more such programs are to be introduced in the institution



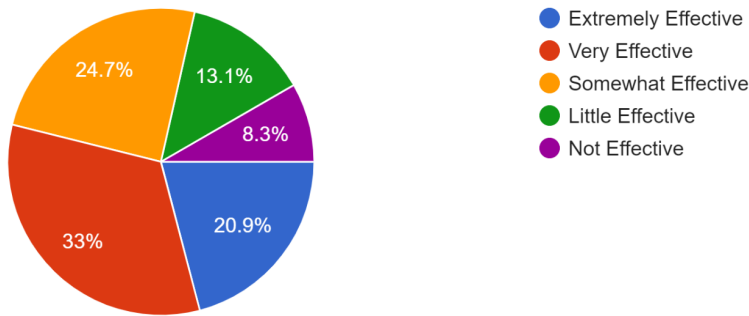
**19. What percentage of teachers use ICT tools such as LCD projector, Multimedia, etc. while teaching**

Another shortcoming of the institution is the lack of ICT enabled classrooms and teaching methods adopting such methods. This is clearly indicated in the survey report



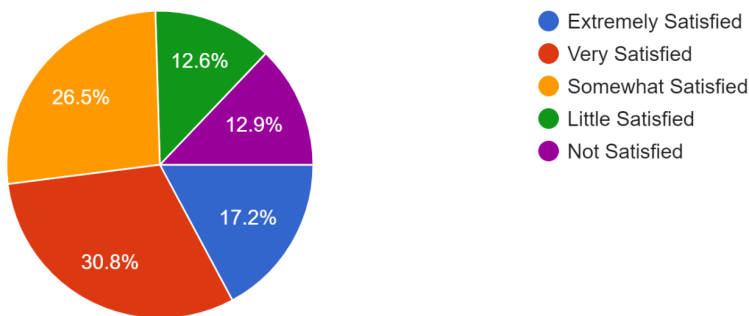
**20. How effective was the overall online teaching during pandemic?**

Considerable number of classes were conducted online at the time of the pandemic and it is necessary to evaluate the effectiveness of classes during that period. Mixed reviews were obtained in this regard indicating a substantial fraction of students were not benefited much through online teaching



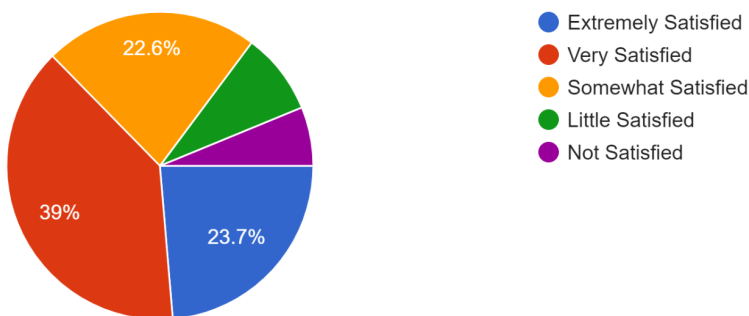
**21. How satisfied are you with the online teaching and learning process?**

Students are generally not much satisfied with the online teaching and learning process as only 17% found it extremely satisfactory



**22. How satisfied are you in regard with the e- content ( videos, ppts, voice notes etc) shared during online teaching?**

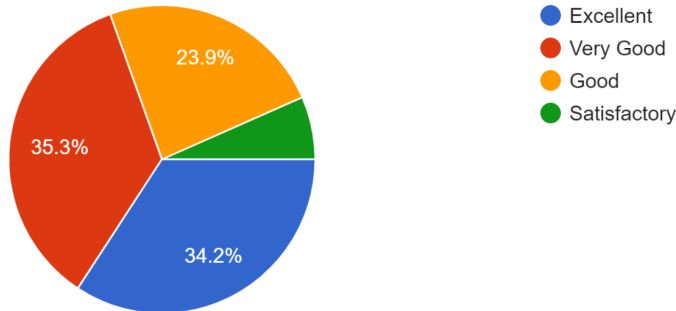
Regarding the e-content shared during online teaching, students are almost satisfied





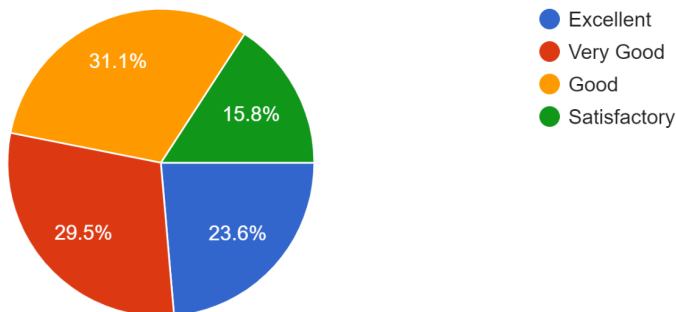
### 23. The overall quality of the institution's library facility

The institution's library facility is observed as excellent by 34.2% of students and very good by 35.3% of students



### 24. Infrastructure facility for sports and cultural activities of your institution is

Regarding the infrastructural facilities for sports and other cultural activities, the students have mixed opinions. Only a small percent of students find it excellent



### 25. The overall quality of teaching-learning process in your institute is very good

Significant portion of students agree that the overall teaching-learning process quality in the institution is very good

